

The Latest Findings from Research in Tempe (AZ) AND Spokane (WA)



**BODY-WORN
CAMERA**

TRAINING & TECHNICAL ASSISTANCE



Dr. Michael White
Arizona State University

Overview

- ▶ Current Study
 - ▶ Methods
 - ▶ Research Questions
- ▶ Results
 - ▶ Officer Perceptions
 - ▶ Citizen Perceptions
 - ▶ Big Ticket items: force, complaints, officer injuries



The Current Study

- ▶ **Funded by the Laura and John Arnold Foundation**
- ▶ **Turning Phased Rollouts into RCTs**
- ▶ **Spokane**
 - ▶ **Phase I (May 2015): 82 officers**
 - ▶ **Phase II (November 2015): 67 officers**
- ▶ **Tempe**
 - ▶ **Phase I (November 2015): 101 officers**
 - ▶ **Phase II (May 2016): 99 officers**



Research Questions

- ▶ **How do officers perceive BWCs? Do perceptions change over time?**
 - ▶ 4 survey waves pre–post BWC deployment
- ▶ **How do citizens perceive BWCs?**
 - ▶ Spokane: 249 completed interviews
 - ▶ Tempe: 383 completed interviews
- ▶ **How do BWCs influence use of force, citizen complaints, and officer injuries?**
 - ▶ Within and between–group comparisons

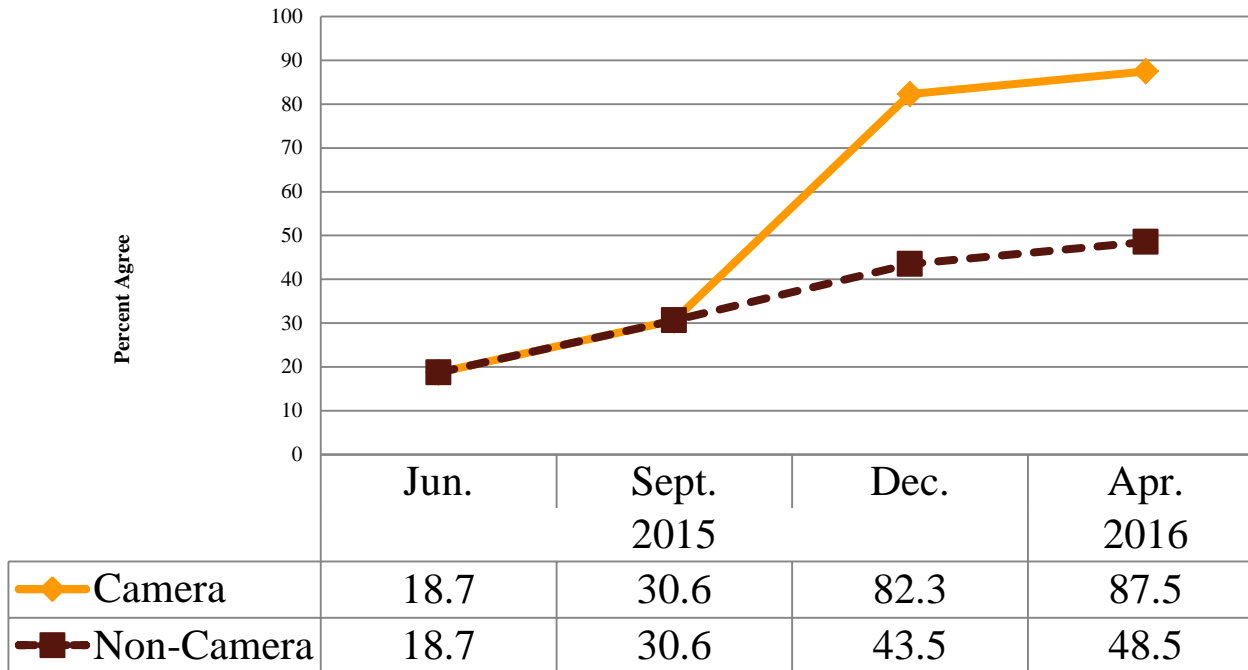


Officer Perception Surveys (Tempe)

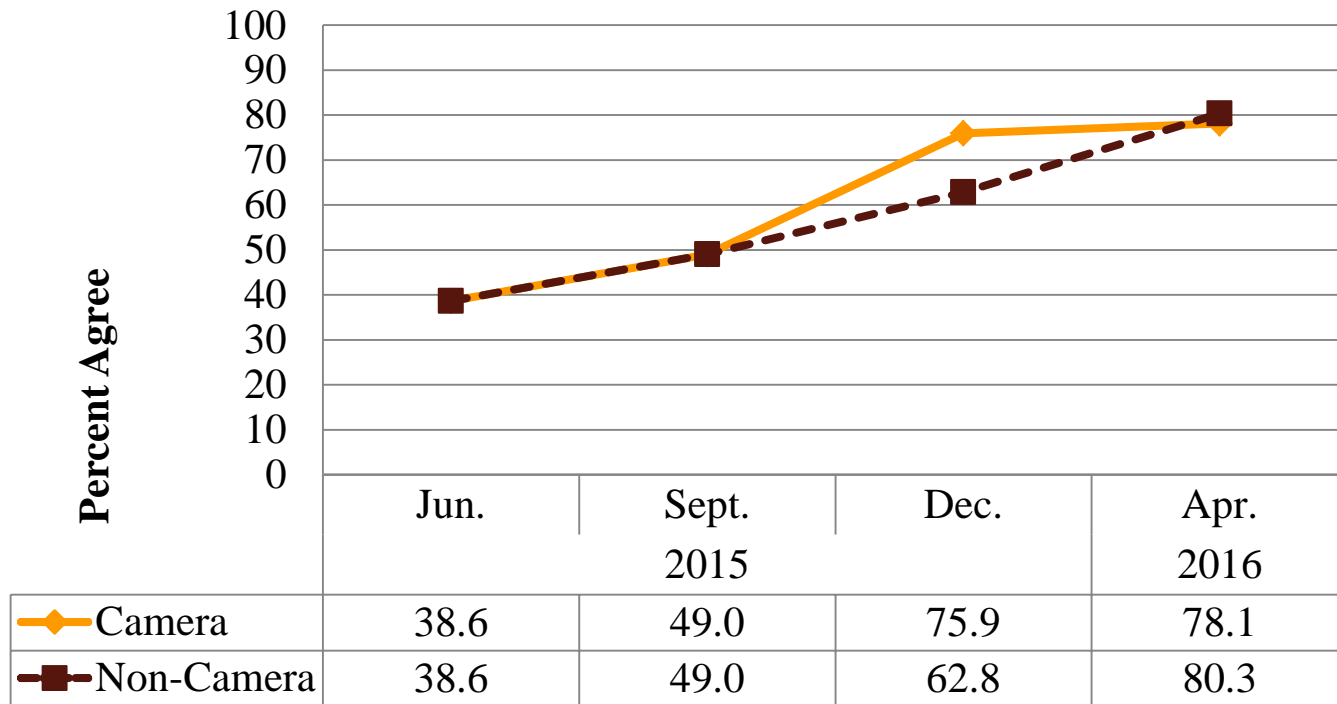


**BODY-WORN
CAMERA**
TRAINING & TECHNICAL ASSISTANCE

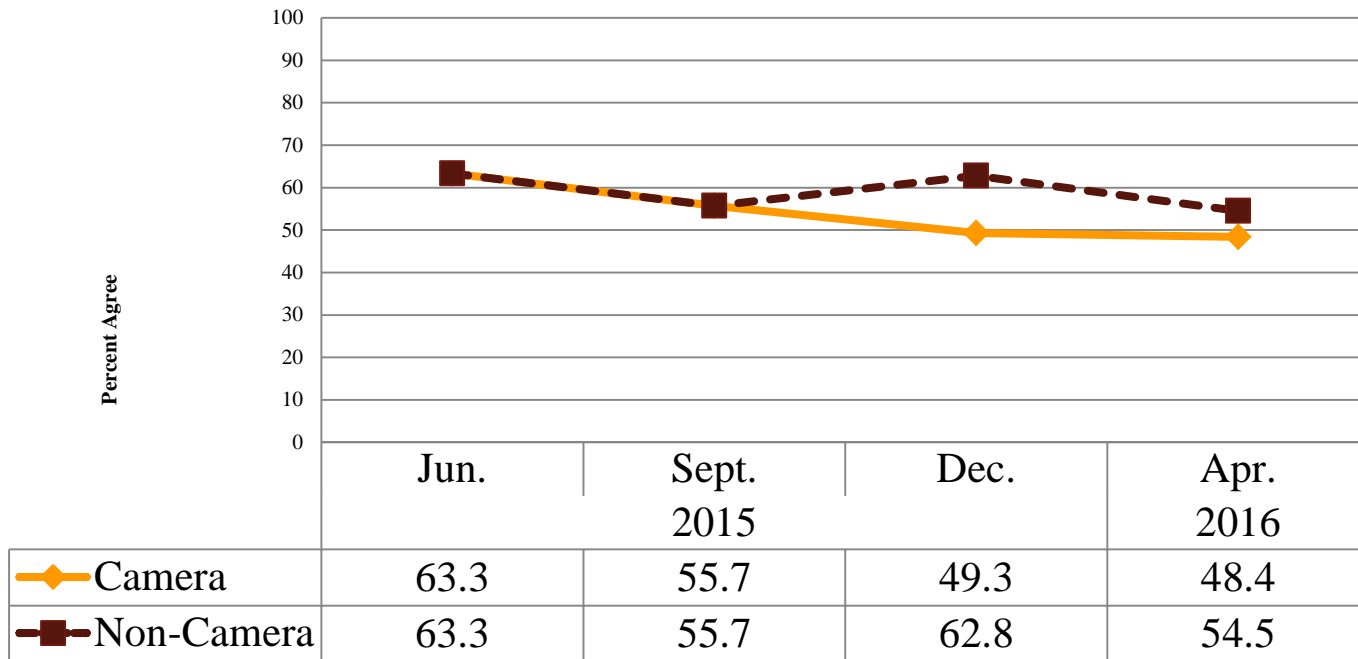
BWC equipment is easy to use/ comfortable to wear



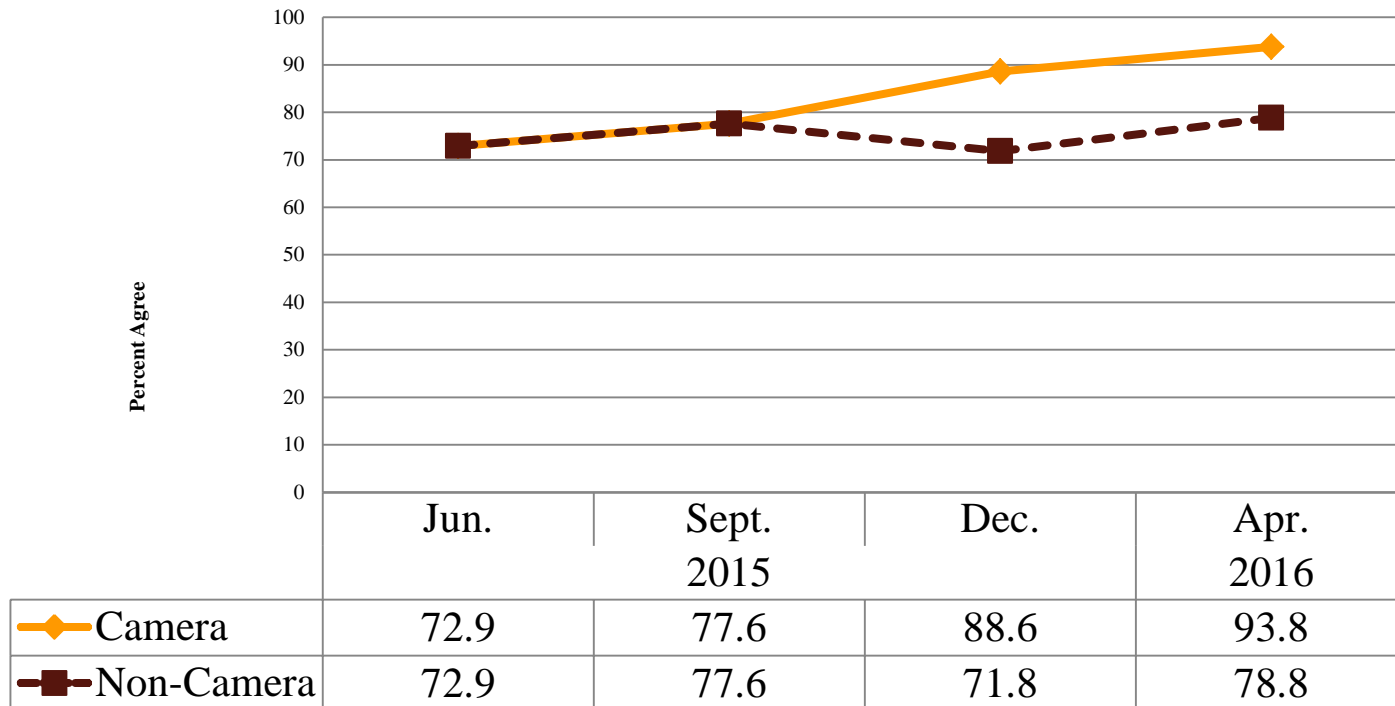
Body-worn cameras are well-received by co-workers



When wearing BWCs, officers will feel like they have less discretion



The advantages of body-worn cameras outweigh the disadvantages



Citizen Interviews (Tempe and Spokane)



**BODY-WORN
CAMERA**
TRAINING & TECHNICAL ASSISTANCE

Citizen Phone Surveys

Process

- ▶ Spokane: 5 TX officers each week (random)
- ▶ Tempe: 5 TX and 5 Control officers each week (random)

- ▶ Receive contact info for all citizens who interacted with selected officers in the past week
 - ▶ Small army of grad students work the phones

Questions

- ▶ Satisfaction/procedural justice questions
- ▶ General perceptions of BWCs
- ▶ Awareness of BWC during the encounter (civilizing effect)



Citizen Perceptions of BWCs

	Spokane (249)	Tempe (383)
	% Agree/ Strongly Agree	% Agree/ Strongly Agree
Video cameras should be worn by all officers in Spokane/Tempe PD.	85.9%	92.2%
Using video cameras will make officers act more professionally.	76.6%	79.3%
Citizens will be more cooperative when they become aware that an officer is wearing a video camera.	70.2%	76.2%
Police will be more respectful to citizens when wearing video cameras.	78.9%	79.6%
The benefits of police using video cameras outweigh the costs.	77.0%	82.5%

Citizen Perceptions of the Encounter

	Spokane (249)	Tempe (280)
	% Agree/ Strongly Agree	% Agree/ Strongly Agree
<u>Procedural Justice Components</u>		
The police officer you spoke to treated you with respect.	81.9%	92.5%
The police officer treated you fairly.	81.6%	90.4%
The police officer was honest with you.	83.5%	87.1%
The police officer listened carefully to what you had to say.	74.5%	87.5%



Citizen Awareness of BWC (Spokane only)

BWC Awareness		
To the best of your knowledge, were any of the officers wearing a video camera?	28.5% (70)	
Procedural Justice Components	Not aware (176)	Aware (70)
The police officer you spoke with treated you with respect.	78.2%	91.2%
The officer treated you fairly.	77.6%	91.3%
The officer was honest with you.	81.5%	88.1%
The officer listened carefully to what you had to say.	70.6%	85.3%
PJ Summative Scale*	12.3	13.4
*statistically significant $p < .05$		

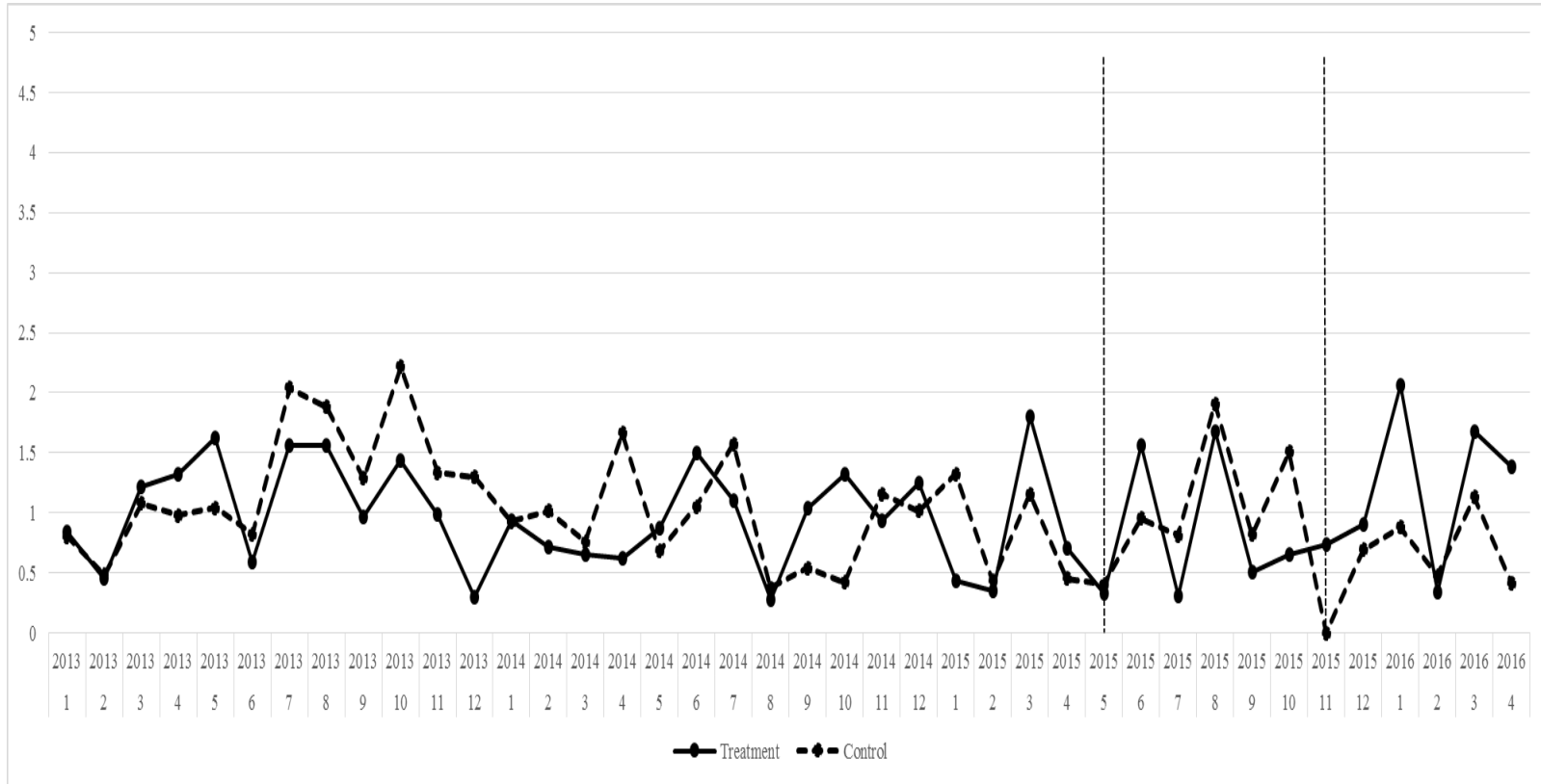


Use of Force, Complaints, Officer Injuries (Spokane)



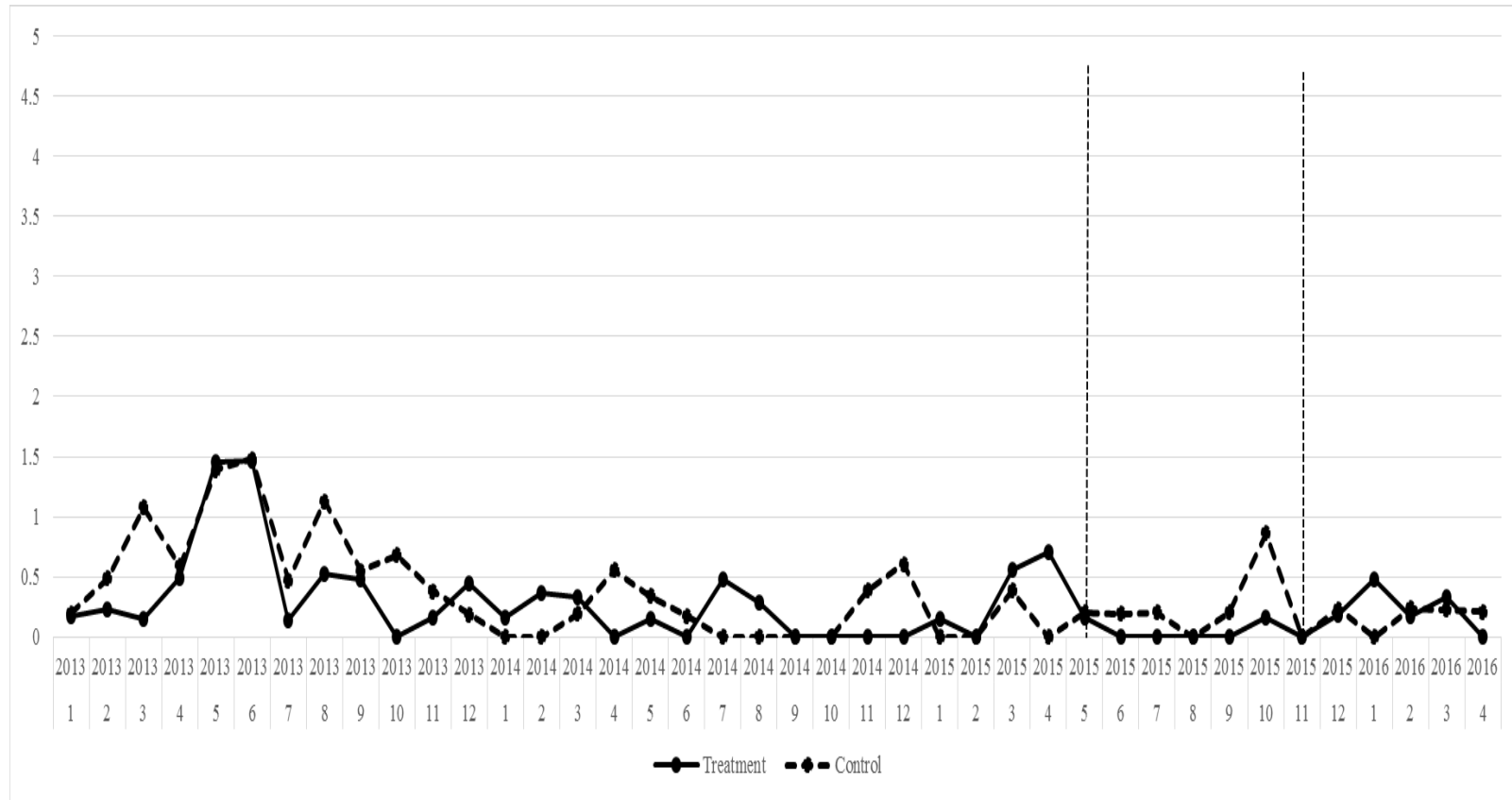
**BODY-WORN
CAMERA**
TRAINING & TECHNICAL ASSISTANCE

Use of Force (Spokane)

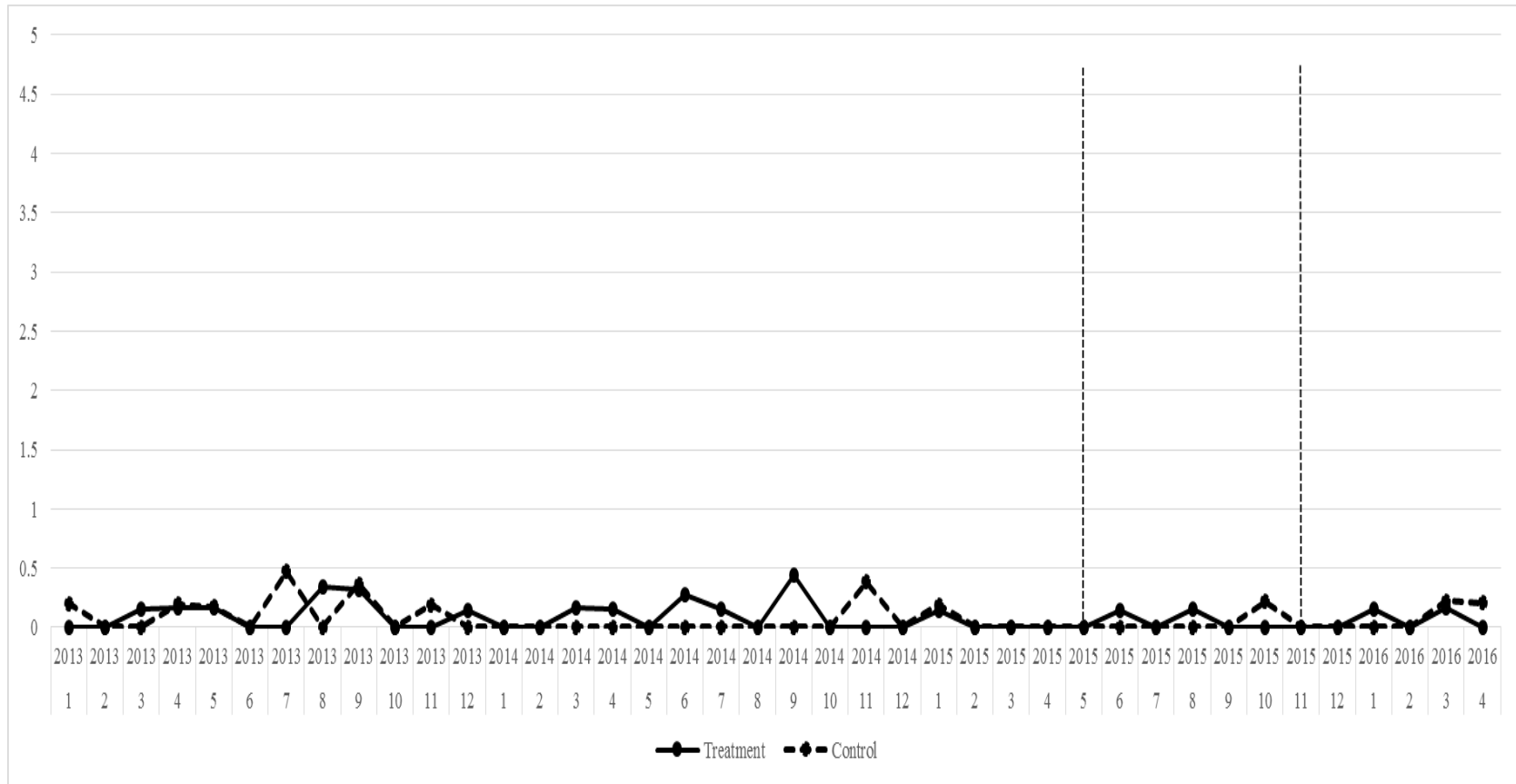


**BODY-WORN
CAMERA**
TRAINING & TECHNICAL ASSISTANCE

Complaints against Officers (Spokane)



Officer Injuries (during citizen contacts)



Percent of Each Group with an Event

	Pre-RCT	RCT	Post-RCT
	11/14 – 4/15 % (n)	5/15 – 10/15 % (n)	11/15 – 4/16 % (n)
Use of Force			
Control	28.4 (19)	26.9 (18)	16.4 (11)
Treatment	24.4 (20)	25.6 (21)	28.0 (23)
Complaints			
Control	10.4 (7)	9.0 (6)	4.5 (3)
Treatment	11.0 (9)	2.4 (2)	6.1 (5)

▶ Percent Change

- ▶ **Force (Control) – 39%**
- ▶ **Complaints (Control) – 50%**
- ▶ **Complaints (TX) – 78%**



Thanks!

Michael D. White, Ph.D.

Professor, School of Criminology & Criminal Justice
Associate Director, Center for Violence Prevention & Community Safety
Co-Director, Training and Technical Assistance, BJA BWC PIP

mdwhite1@asu.edu



**BODY-WORN
CAMERA**
TRAINING & TECHNICAL ASSISTANCE